

UTA Board of Trustees Meeting

April 14, 2021



Call to Order and Opening Remarks

Electronic Meeting Determination Statement



Safety First Minute



Public Comment

Live comments are limited to 3 minutes per commenter

Public comment was solicited prior to the meeting through alternate means, including email, telephone, and the UTA website

Comments received through alternate means were distributed to the board for review in advance of the meeting



Consent Agenda

- a. Approval of March 24, 2021 Board Meeting Minutes



Recommended Action (by acclamation)

Motion to approve consent agenda



Agency Report



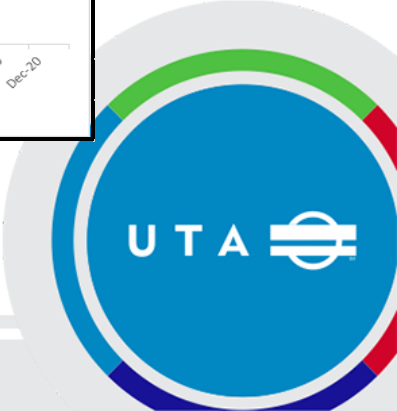
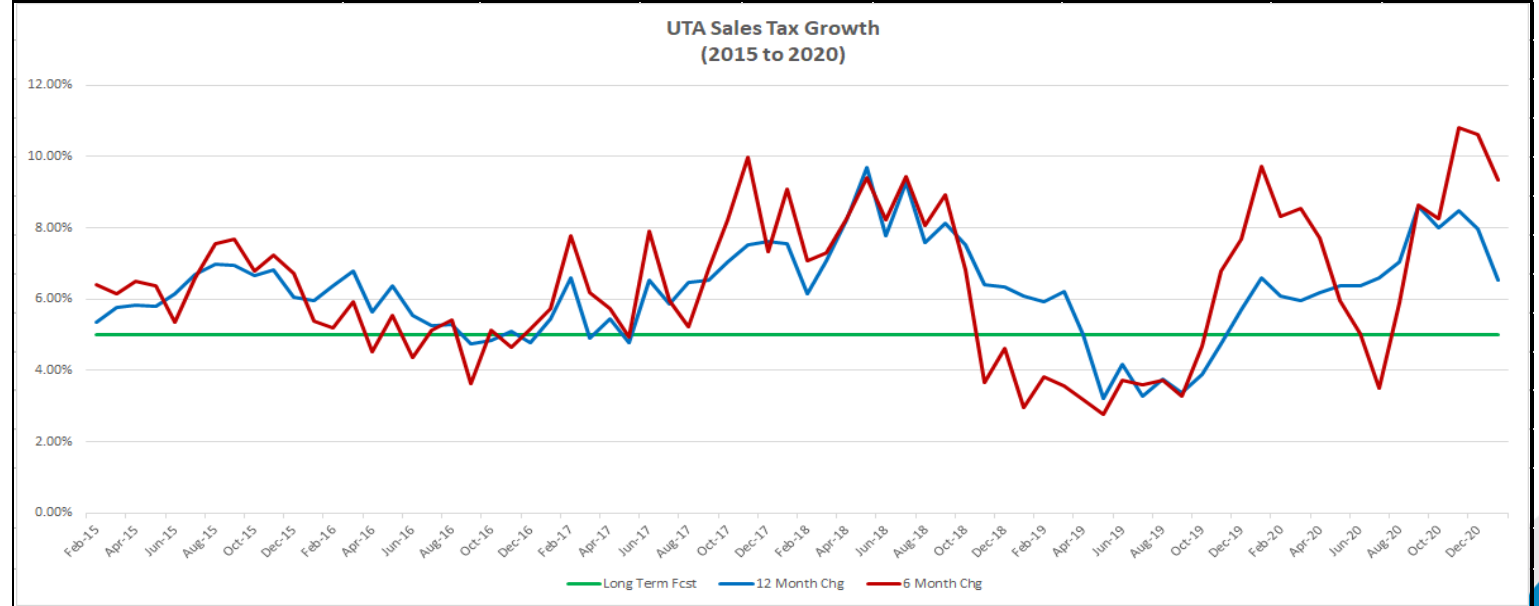
Financial Report – February 2021



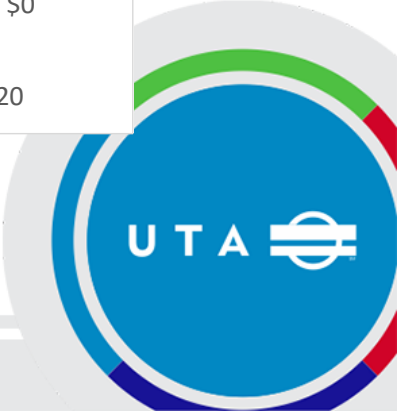
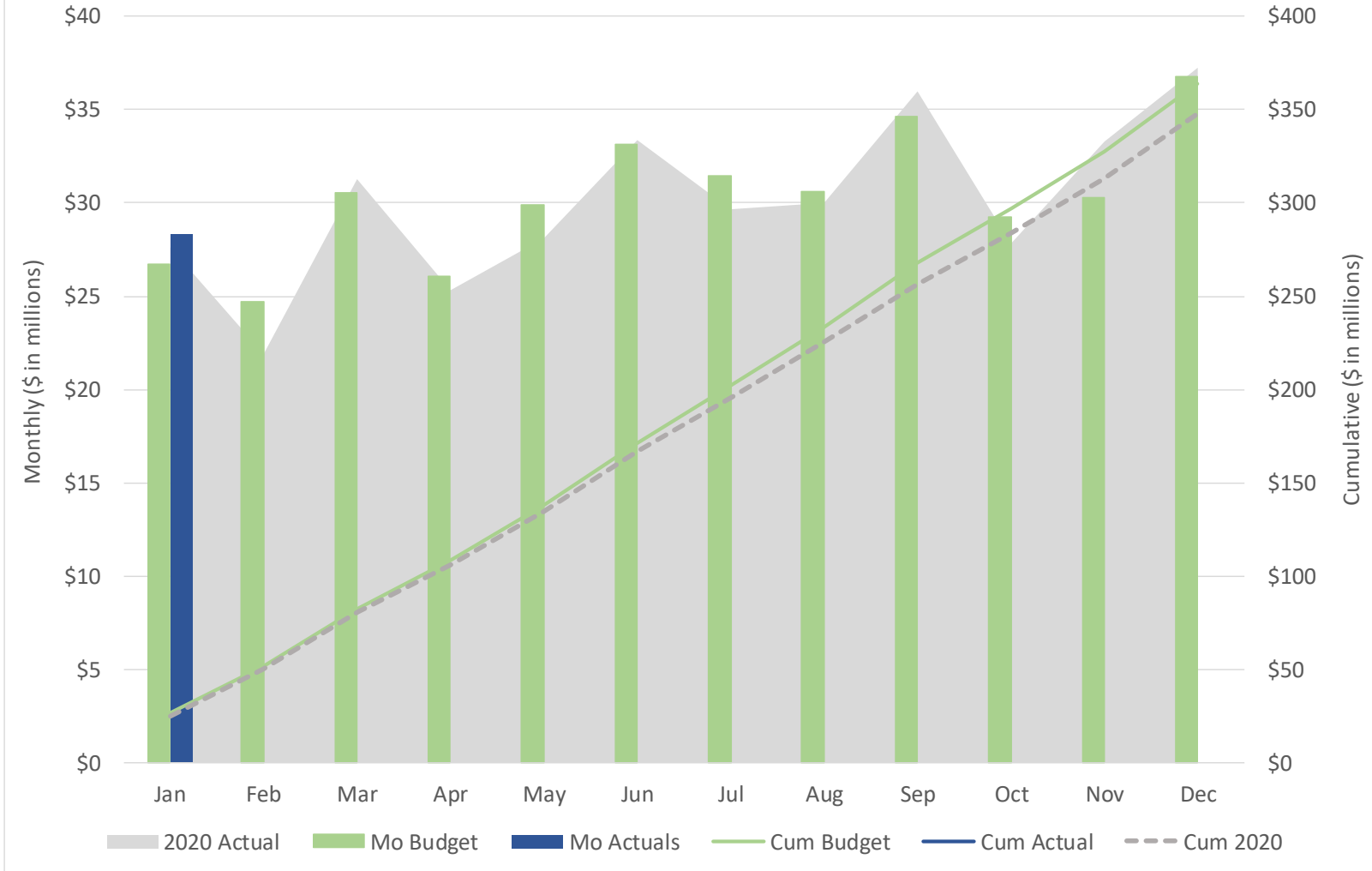
UTA Board Dashboard

February 2021

| Financial Metrics | Feb Actual | Feb Budget | Fav/ (Unfav) | % | YTD Actual | YTD Budget | Fav/ (Unfav) | % |
|---------------------------|------------------------------|------------|-----------------|--------|------------|------------|-----------------|--------|
| Sales Tax (Jan '20 mm \$) | \$ 28.3 | \$ 26.7 | \$ 1.61 | 6.0% | \$ 28.3 | \$ 26.7 | \$ 1.61 | 6.0% |
| Fare Revenue (mm) | \$ 2.4 | \$ 2.6 | \$ (0.25) | -9.5% | \$ 5.1 | \$ 5.3 | \$ (0.19) | -3.7% |
| Operating Exp (mm) | \$ 18.6 | \$ 26.1 | 7.51 | 28.7% | \$ 42.3 | \$ 53.6 | \$ 11.36 | 21.2% |
| Subsidy Per Rider (SPR) | \$ 10.13 | \$ 15.06 | \$ 4.93 | 32.7% | \$ 11.59 | \$ 15.06 | \$ 3.47 | 23.0% |
| UTA Diesel Price (\$/gal) | \$ 1.99 | \$ 2.25 | \$ 0.26 | 11.5% | \$ 1.86 | \$ 2.25 | \$ 0.39 | 17.1% |
| Operating Metrics | Feb Actual | Feb-20 | F/ (UF) | % | YTD Actual | YTD 2020 | F/ (UF) | % |
| Ridership (mm) | 1.61 | 3.71 | (2.1) | -56.7% | 3.21 | 7.58 | (4.4) | -57.7% |
| Alternative Fuels | CNG Price (Diesel Gal Equiv) | | \$ 1.99 | | | | | |

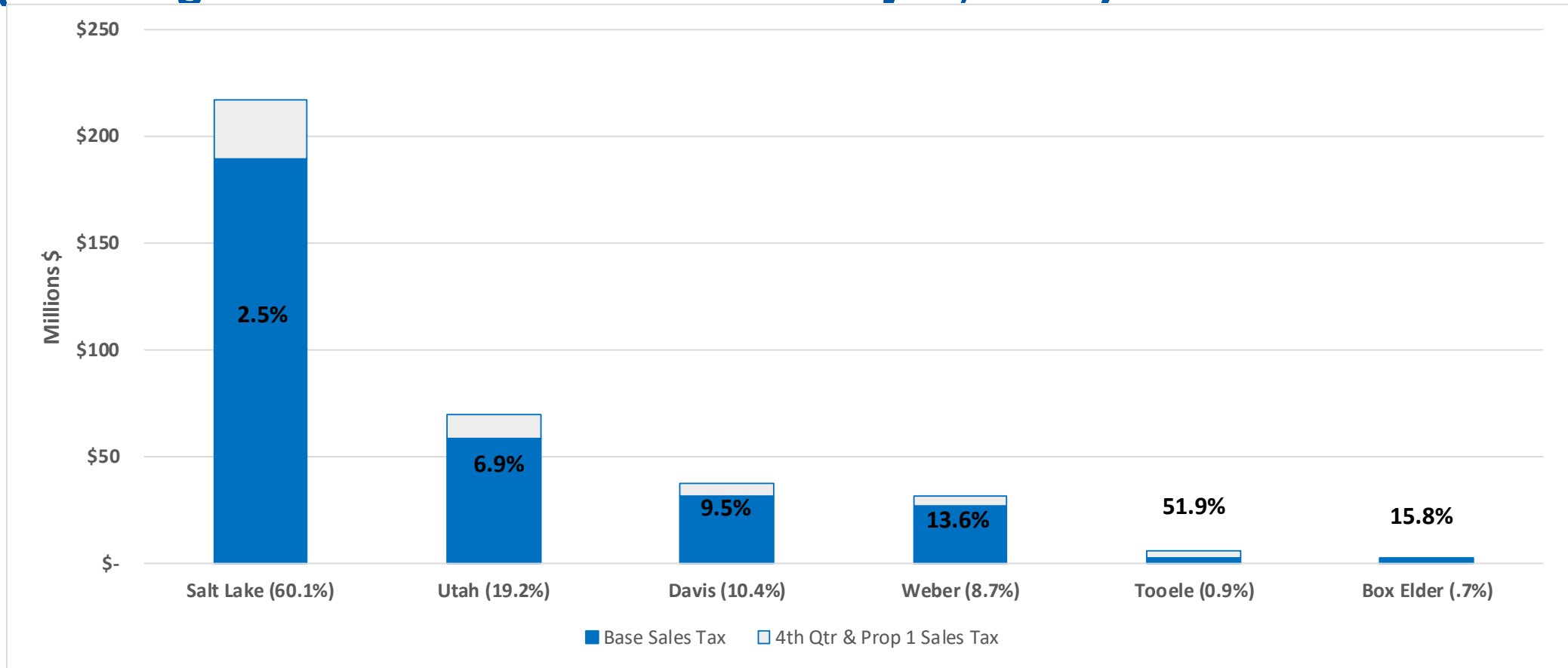


2021 Sales Tax January (\$28.3 million)



Sales Tax Collections

(Percentage Growth for 12 months ended January 31, 2021*)

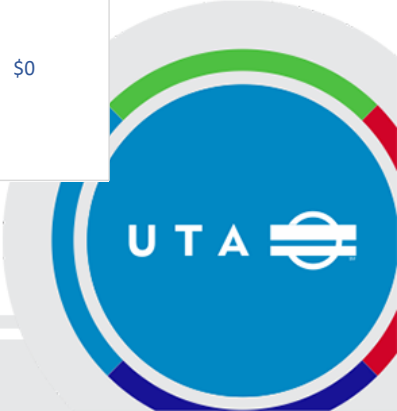
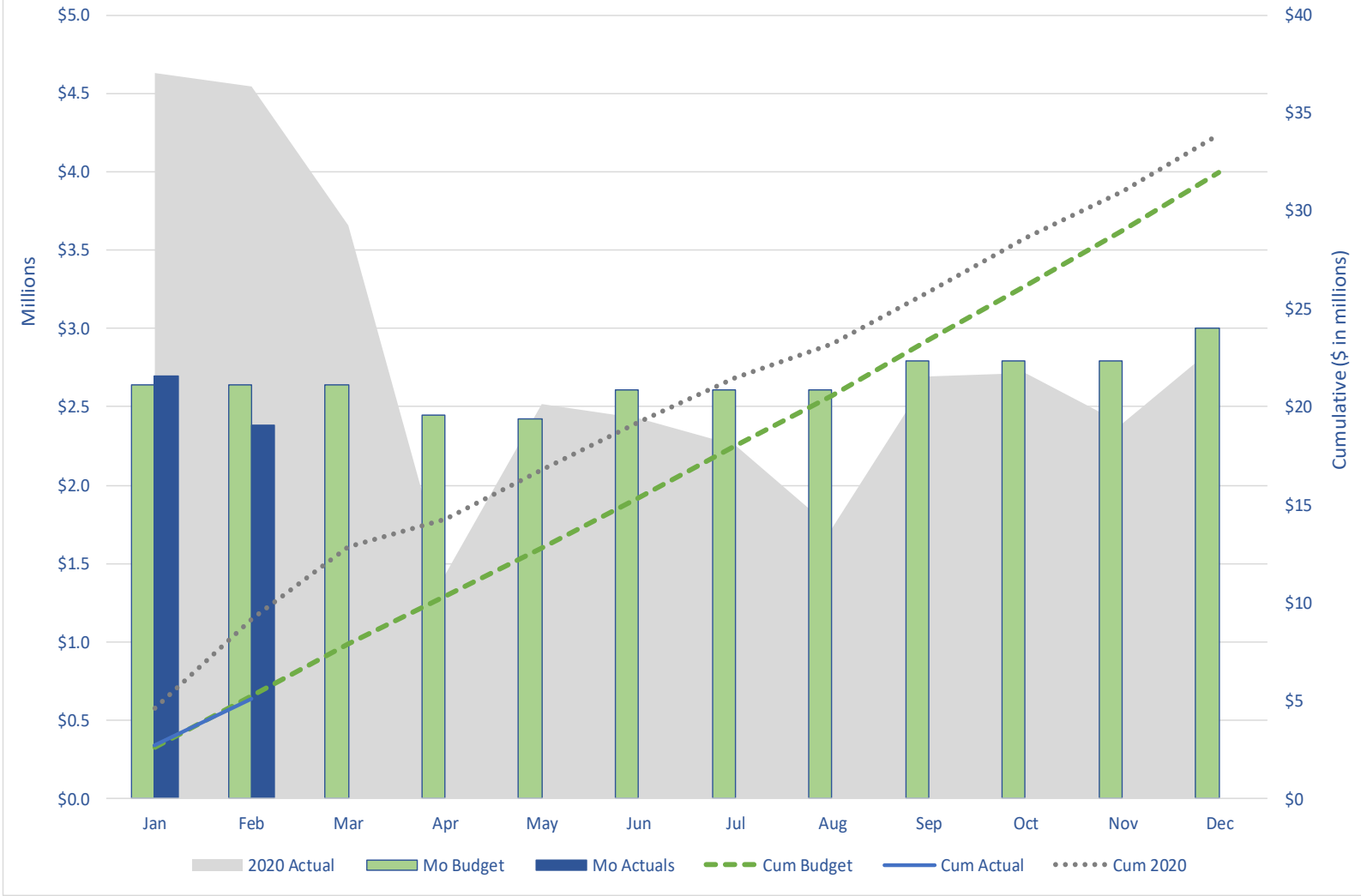


* Percentage growth in base sales tax revenues over prior year (excludes impact of Proposition 1 and 4th quarter rate changes in 2019).

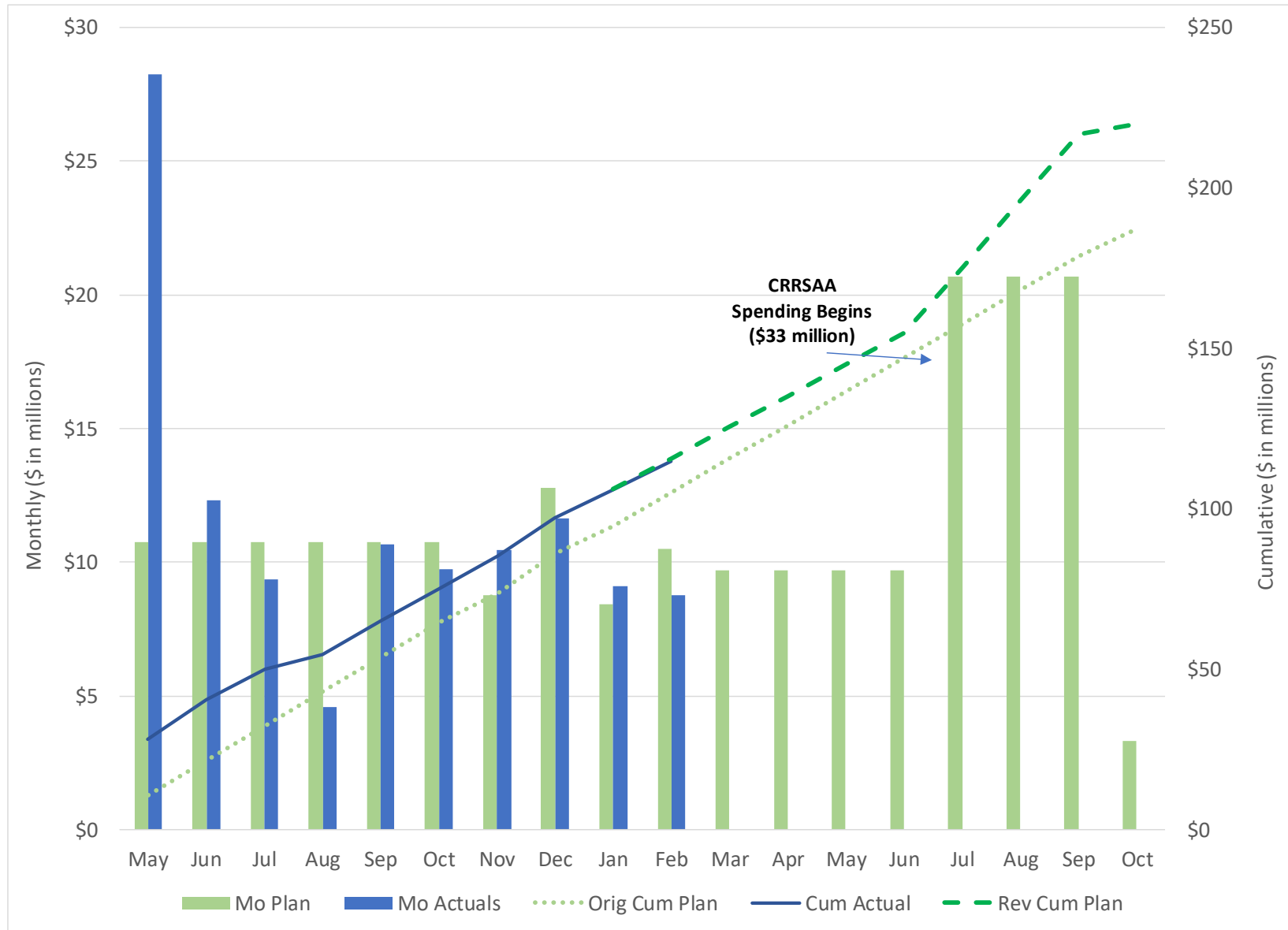


2021 Passenger Revenues

February (\$2.4 million)



2020 - 2021 Stimulus Funds



Operating Financial Results

February 2021

UTAH TRANSIT AUTHORITY

| MONTHLY RESULTS | | | | | FISCAL YEAR 2021 Dollars in Millions | YEAR-TO-DATE RESULTS | | | | |
|----------------------|----------------|----------------|-----------------|--------------|---|----------------------|----------------|----------------|-----------------|--------------|
| Prior Year Actual | Current Year | | | | | Prior Year Actual | Current Year | | | |
| | Actual | Budget | Variance | | | | Actual | Budget | Variance | |
| | | | | | Revenue | | | | | |
| \$ 23.3 | \$ 24.7 | \$ 24.7 | \$ - | 0.0% | Sales Tax <i>(Feb accrual)</i> | \$ 46.1 | \$ 51.4 | \$ 51.4 | \$ (0.0) | 0.0% |
| 4.5 | 2.4 | 2.6 | (0.3) | -9.5% | Fares | 9.2 | 5.1 | 5.3 | (0.2) | -3.7% |
| 5.0 | 12.7 | 14.3 | (1.5) | -10.8% | Federal | 9.8 | 28.2 | 28.6 | (0.4) | -1.3% |
| 1.3 | 0.9 | 0.9 | 0.0 | 3.2% | Other | 2.4 | 1.5 | 2.1 | (0.6) | -30.2% |
| \$ 34.1 | \$ 40.8 | \$ 42.5 | \$ (1.8) | -4.2% | TOTAL REVENUE | \$ 67.4 | \$ 86.2 | \$ 87.4 | \$ (1.2) | -1.4% |
| | | | | | Expense | | | | | |
| \$ 12.1 | \$ 9.3 | \$ 13.1 | \$ 3.8 | 28.8% | Salary/Wages | \$ 25.8 | \$ 21.8 | \$ 26.3 | \$ 4.5 | 17.2% |
| 5.6 | 4.8 | 6.2 | 1.4 | 22.4% | Fringe Benefits | 11.8 | 10.9 | 12.5 | 1.6 | 12.9% |
| 1.9 | 1.8 | 2.3 | 0.5 | 21.3% | Services | 3.2 | 2.9 | 5.0 | 2.1 | 42.1% |
| 2.0 | 1.1 | 1.8 | 0.8 | 41.4% | Parts | 4.0 | 2.3 | 3.8 | 1.5 | 38.5% |
| 1.9 | 1.1 | 1.8 | 0.6 | 35.4% | Fuel | 3.7 | 2.9 | 3.6 | 0.7 | 19.5% |
| 0.5 | 0.5 | 0.5 | 0.0 | 0.4% | Utilities | 1.0 | 1.3 | 1.0 | (0.3) | -33.5% |
| 0.7 | 0.7 | 1.2 | 0.5 | 41.1% | Other | 1.3 | 1.3 | 3.0 | 1.7 | 55.8% |
| (0.9) | (0.7) | (0.8) | (0.0) | 4.2% | Capitalized Cost | (1.6) | (1.2) | (1.5) | (0.4) | 23.0% |
| \$ 24.0 | \$ 18.6 | \$ 26.1 | \$ 7.5 | 28.7% | TOTAL EXPENSE | \$ 49.1 | \$ 42.3 | \$ 53.6 | \$ 11.4 | 21.2% |
| \$ 9.0 | \$ 7.6 | \$ 7.5 | \$ (0.1) | -1.2% | Debt Service | \$ 16.8 | \$ 15.3 | \$ 15.1 | \$ (0.2) | -1.4% |
| \$ 1.0 | \$ 14.5 | \$ 8.9 | \$ 5.6 | 63.5% | Contrib. Capital/Reserves | \$ 1.6 | \$ 28.6 | \$ 18.7 | \$ 9.9 | 53.2% |

Favorable/(Unfavorable)


Favorable/(Unfavorable)



2021 Operating Expense by Mode YTD

Operating Expense By Mode (\$ in Millions)

| YTD | Feb 2020 | February 2021 | | Variance '21 | |
|--------------------------------|----------------|----------------|----------------|----------------|--------------|
| | Actual | Actual | Budget | \$ | Percent |
| <i>Administrative</i> | \$ 6.3 | \$ 4.9 | \$ 8.1 | \$ 3.2 | 39.6% |
| <i>Operating Support</i> | 7.8 | 7.0 | 8.9 | 2.0 | 21.9% |
| <i>Bus</i> | 17.9 | 14.9 | 18.1 | 3.2 | 17.5% |
| <i>Light Rail</i> | 6.1 | 5.4 | 6.8 | 1.5 | 21.4% |
| <i>Commuter Rail</i> | 3.9 | 3.1 | 3.9 | 0.8 | 20.9% |
| <i>Maintenance of Way</i> | 3.2 | 3.3 | 3.2 | (0.1) | -4.7% |
| <i>Paratransit</i> | 3.7 | 3.2 | 4.0 | 0.8 | 18.9% |
| <i>Special Services</i> | 0.5 | 0.5 | 0.6 | 0.1 | 24.5% |
| Total Operating Expense | \$ 49.4 | \$ 42.3 | \$ 53.6 | \$ 11.4 | 21.2% |



Questions?



Resolutions



R2021-04-01

Resolution Granting Contract and Expenditure Authority



2021 Changes to the Resolution

Updated range to prior period annual spending and added potential new p-card vendor

| Vendor | Purpose | Period | Prior Spend |
|-----------------------------------|--|-----------------|---------------------|
| Alliant Insurance | Insurance | Annually | \$3,100,000 |
| Cambridge Associates | Pension contributions | Annually | \$25,100,000 |
| Vantagepoint | 457 contributions – employee/er | Annually | \$4,900,000 |
| Mutual of America | 457 contributions – employee/er | Annually | \$2,600,000 |
| Select Health | Health insurance | Annually | \$7,500,000 |
| PEHP | Health insurance | Annually | \$2,900,000 |
| UTA/Joint Insurance Trust | Health insurance | Annually | \$5,400,000 |
| Utah State Tax | Employee payroll taxes | Annually | \$6,900,000 |
| IRS | Employee payroll taxes | Annually | \$36,100,000 |
| Rocky Mountain Power | Electricity | Annually | \$7,100,000 |
| Wells Fargo (Ending in June 2021) | Procurement card payment | Annually | \$12,000,000 |
| New Vendor in July 2021 | Procurement card payment | Annually | \$12,000,000 |
| Siemens Mobility Inc. | Light Rail Inventory Parts and Vehicle Repairs | Annually | \$4,500,000 |



Recommended Action (by roll call)

Motion to approve R2021-04-01

Resolution Granting Contract and Expenditure Authority



Contracts, Disbursement, and Grants



Contract: Battery Electric Buses and Associated Charging Equipment (Gillig LLC)

Recommended Actions (by acclamation)

Motion to approve contract as presented



Contract: Program Management Services (HNTB)

Recommended Actions (by acclamation)

Motion to approve contract as presented



Change Order: Program Management Services Contract Extension (WSP)

Recommended Action (by acclamation)

Motion to approve change order as presented



Change Order: On-Call Infrastructure Maintenance – Task Order #10 – Redwood Road TRAX Grade Crossing Replacement (Stacy and Witbeck Inc.)

Recommended Action (by acclamation)

Motion to approve change order as presented



Pre-Procurements:

- Motorola Integrated Digital Enhanced Network (IDEN) Support
- Multiple Buildings Roof Replacement
- 3300 South Bus Stop Design and Property Acquisition



Service and Fare Approvals



Complimentary Fare: Art in Transit Complimentary Passes

Recommended Action (by acclamation)

Motion to approve complimentary fare as presented



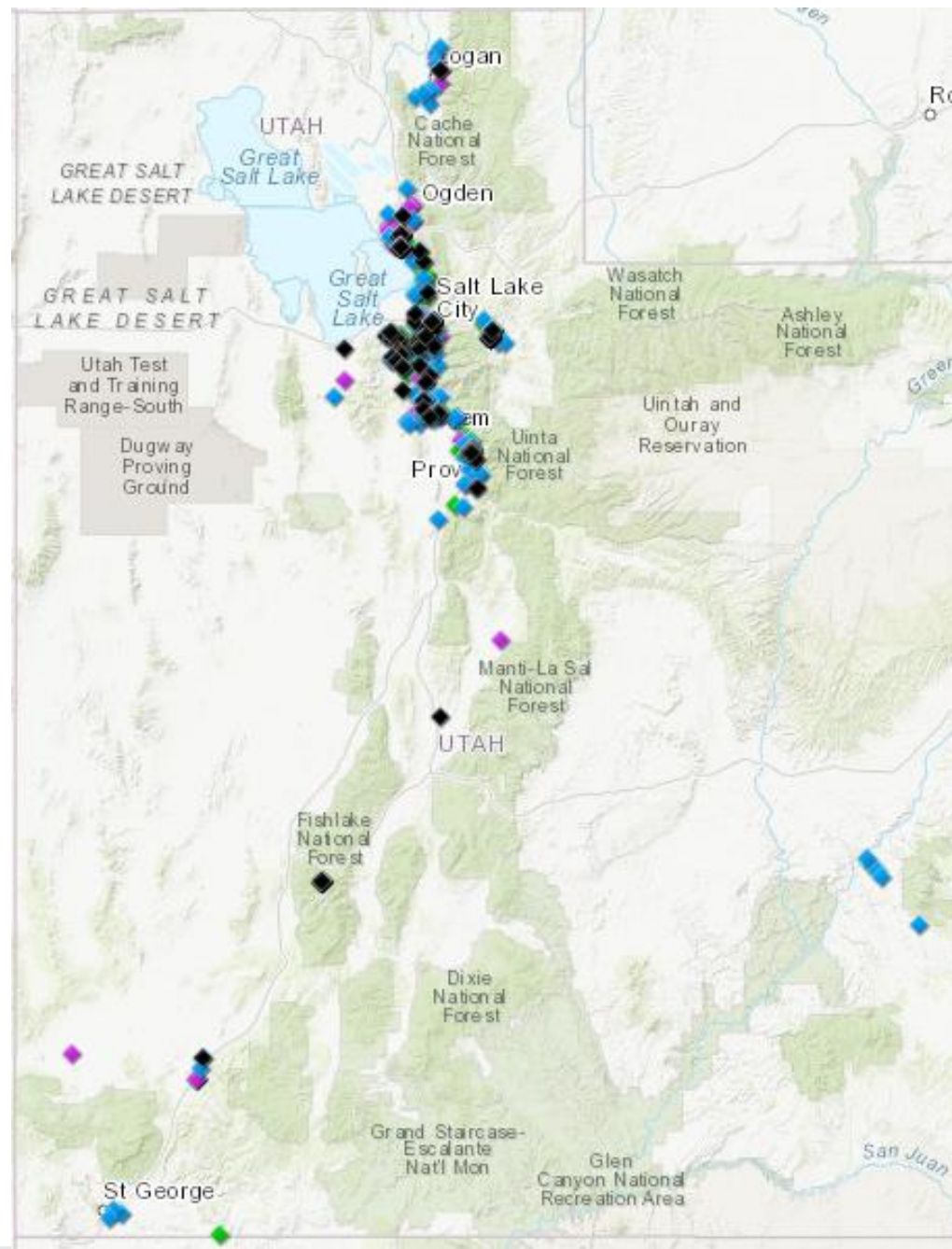
Background

- February through March UTA collected student art submissions around the theme “Meet Your Neighbor”
- **Goals**
 - Install a moving art gallery for our riding community and public
 - Creative placemaking
 - Highlight student artists
 - Inspire new riders by reflecting diverse voices on our system
 - Appreciate diversity across Utah communities
 - Build relationships and partnerships



Program Success

- 645 participants
- Geographic spread:
 - 13 counties represented, 71 cities
- K-2, 3-6, 7-9, 10-12 grades
- Partners
- Educators
- Lessons learned for next year



Upcoming Opportunities

- Notify winners and participants
- Install artwork on system
- Install artwork in community displays across service area
- Celebrate winners
- Highlight program and artwork with a press event



Transit Passes

We would like to provide each student participant with a group pass to ride UTA for free with their families

- See student artwork displayed on the system
- Introduction to UTA
- Increased ridership during summer 2021



Fiscal Impact

- The total complimentary pass value for the art passes is \$12,000 and broken down as follows:

| Valid Service | # of Passes | Fare Value/Day | Total |
|--------------------------------------|-------------|----------------|------------------|
| Premium and Park City Service | | | |
| Youth | 200 | \$ 5 | \$ 1,000 |
| Adult | 200 | \$ 10 | \$ 2,000 |
| Premium Service | 2400 | \$ 3.75 | \$ 9,000 |
| | | | |
| Total | 2800 | | \$ 12,000 |

*The value of the Premium and Park City pass is \$10/day for adults. Youth receive the standard 50% discount so the fare is \$5/day. Both are based on public fare.

**The value of the Premium Service pass is based on the group pass price of \$3.75/day



Complimentary Fare: Art in Transit Complimentary Passes

Recommended Action (by acclamation)

Motion to approve complimentary fare as presented



Discussion Items



UTA Policy UTA.05.02 – Paid Time Off – Administrative Employees



Other Business

- a. Next meeting: Wednesday, April 28, 2021 at 9:00 a.m.



Closed Session

- a. Strategy session to discuss pending or reasonably imminent litigation



Closed Session



Open Session



Adjourn

